



TAMING THE URBAN JUNGLE

Gorilla Post System Installation Instructions – Non-Magnetic Posts & Bollards

Congratulations on your recent purchase of the non-magnetic Gorilla Post System. The system components include the durable plastic base (Fixed or Quick-Release base), materials to permanently attach the base to the concrete or asphalt subsurface, and the post or delineator.

Use proper safety precautions and equipment including protective gloves and eyewear during installation. See Terms & Conditions

Plastic Fixed Base Post and Bollard Assembly:

1) Once the fixed base is firmly attached to asphalt or concrete, you can attach the post or bollard. (image 1-A)

2) Use an Allen wrench inserted into the top of each of the 4 bolts to unscrew the 4 bolts from the round center area and set them aside along with the 4 washers. (image 1-B)

3) Position the round black portion of the post or bollard into the round center area of the base. Place a washer over each of the 4 holes in the black portion of the post or bollard. Insert a bolt through each of the 4 washers and twist until the bolt's threads have engaged the hole. Use an Allen wrench to tighten each of the bolts. Your post or bollard is now ready to use. To remove the post, remove the 4 bolts and 4 washers. (image 1-C)



image 1-A



image 1-B



image 1-C

Plastic Quick-Release Base Post and Bollard Assembly:

1) Once the quick-release base is firmly attached to asphalt or concrete, you can attach the post or bollard. (image 2-A)

2) Push the spring-loaded Quick-Release Pin into either of the 2 smaller holes on opposite sides of the round black portion of the post or bollard. (image 2-B)

3) The pin's ledge should be flush with the black portion when it is correctly inserted. If you press down on the top of the pin, a part of the pin should extend beyond the underside of the round black portion of the post or bollard. (image 2-C)

4) Position the round black portion of the post or bollard into the round center area of the base so each of the 4 metal posts pass through a hole in round black portion of the post or bollard. (image 2-D)

5) Twist the post or bollard slightly until you hear a click of the Quick-Release Pin engaging into the Quick-Release Base. To remove the post, pull slightly upwards on the ring of the Quick-Release Pin and twist the post or bollard slightly until the post or bollard can be lifted upwards off of the Quick-Release Base. (image 2-E)



image 2-A



image 2-B



image 2-C



image 2-D



image 2-E

Fixed Base and Quick-Release Base Installation onto Asphalt or Concrete: 3 Options

1) Use 2-part epoxy that comes in 1 gallon containers that can install about 15 bases. Follow manufacturer's directions. Do not attempt to place a post or bollard onto the base until the epoxy reaches 100% strength. (image 3-A)

2) Use bolt kit that installs 1 base. Requires drilling into asphalt or concrete. Follow manufacturer's directions. (image 3-B)

3) Use heat-activated bundy pad kit that installs 1 base. Follow manufacturer's directions. Do not attempt to place a post or bollard onto the base until the bundy pad reaches 100% strength. (image 3-C)



image 3-A



image 3-B




image 3-C

Installing an optional Sign Holder onto Post

- 1) Partially insert the 4 threaded screws toward the large end of the adapter making sure each screw's opening is facing out. *(image 4-A)*
- 2) Lower the adapter onto the top of the post. *(image 4-B)*
- 3) Use the special hollow Allen wrench to fit into the open end each of the four screw and tighten so the screws firmly set into the post. *(image 4-C)*
- 4) Partially insert 2 threaded screws into the rail at the top of the adapter. Each screw should be so the opening is facing out of the small hole on each side of the adapter's rail. *(image 4-D)*
- 5) Lower the aluminum sign weighing up to 1.6 pounds into the slot in the rail and use the hollow Allen wrench to tighten the 2 screws so the sign is held firmly. If the sign does not fill the width of the rail's gap causing the sign to be slightly askew, you can devise a spacer such as a small metal washer to put between the screw and the sign. *(image 4-E)*



image 4-A



image 4-B



image 4-C



image 4-D



image 4-E

Installing an optional Loop Cap into Post

- 1) Start with the open end of the post. If the post has a regular black cap in place, remove the cap using a screwdriver to pry the cap loose. *(image 5-A)*
- 2) Lower the adapter onto the top of the post so is partially inserted. Use a rubber mallet to push the loop cap so is flush. *(image 5-B)*



image 5-A



image 5-B

ANCHOR KIT (#165)

INSTALLATION INSTRUCTIONS

For Use With #101NS or #101QR FIXED BASE

Anchor Kit (#165) consists of 4 each: 3" Plastic Anchors, 4" Lag Screws, Metal Washer

Materials Needed for Installation

Drill with 5/8" Bit

Small Hammer

1/4" Allen Wrench

One of the following: 3/4" socket, 3/4" wrench, or adjustable wrench

INSTALLATION INSTRUCTIONS:

1. Place #101NS Fixed Base on surface, align to desired position (direction you want the post/sign to face). Using the base as a template, mark the four (4) holes to establish pattern for drill.
2. Drill four (4) holes 3" deep using a 5/8" bit. Clean holes.
3. Using small hammer gently tap the anchors into the holes.
4. Place base over the anchors. Put washer onto lag screw. Start lag screw through base hole into anchor. Use 3/4" wrench to tighten lag screw snug into base.
5. Place the sign or post into base, check for proper alignment, and hand tighten all four socket cap screws. Use 1/4" Allen wrench to snug screws.



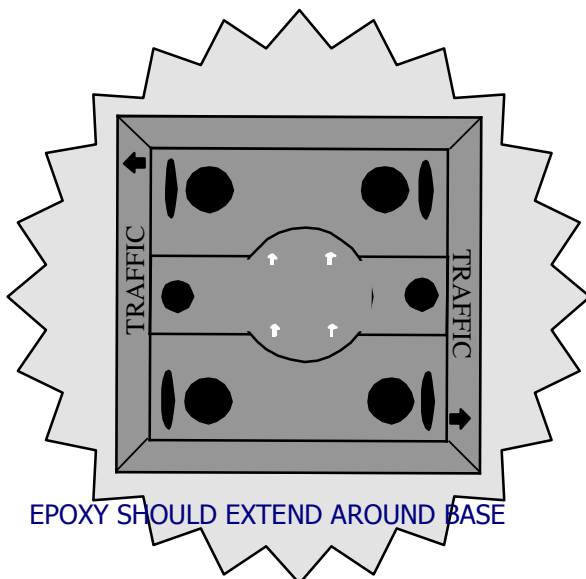
EPOXY ADHESIVE INSTALLATION INSTRUCTIONS

For use with #101NS or #101QR FIXED BASE

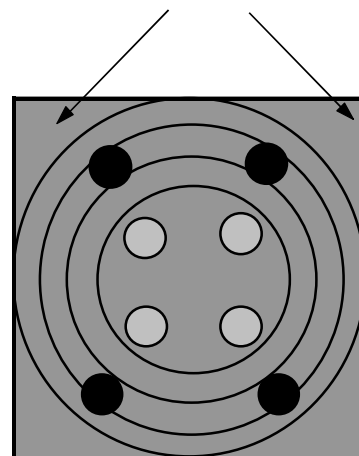
**FOR BEST RESULTS CLOSELY FOLLOW THE EPOXY
MANUFACTURER'S INSTALLATION INSTRUCTIONS.**

1. Check bottom of fixed base for tape covering T-Nuts. Tape prevents epoxy from entering screw threads upon installation.
2. Pavement surface should be clean and dry.
3. For increased adhesion, flame treat the underside of the base prior to installation. Quickly passing a cool flame over a plastic surface will increase surface preparation.
4. Mix epoxy as directed and closely follow instructions on epoxy container. Time, temperature, pressure, mix ratios, working life, and shelf life all vary by manufacturer. Use a total of approximately 16 to 20 oz. per base.
5. Align base with arrows facing traffic and push into epoxy. Rotate base 90 degrees and back, filling underside channels and holes in base with epoxy. Allowing epoxy to fill bolt holes will increase adhesion through mechanical bonding.
6. Epoxy should extend around sides of fixed base.
7. Allow epoxy to dry 24 hours for optimum performance. Most epoxies are temperature sensitive. Take care to follow manufacturer's recommendations.
8. Place post into base, check for proper alignment.
9. Hand tighten all four socket cap screws, and then tighten with 1/4" allen wrench until snug.

ALIGN BASE FACING TRAFFIC



EPOXY SHOULD FILL UNDERSIDE
CHANNEL IN BASE



SUPER BUNDY® PLUS ADHESIVE (#163)

Please Note as of January 2004 the SUPER BUNDY® is now a two-part system (SUPER BUNDY® PLUS).

Note: Super Bundy is only recommended for use with Delineators and Tubular Markers installed in low-speed applications.

INSTALLATION INSTRUCTIONS

For Use with #101NS or #101QR

GENERAL REQUIREMENTS:

- Moisture:** Pavement must be dry. Ensure that no moisture is present prior to positioning the SUPER BUNDY® PLUS material on the pavement surface.
- Surface:** Asphalt and concrete must be free of dirt, dust, chemicals, or significantly oily substances. Do not apply on top of paint, cold plastic, or Greenlite. It can be applied on top of thermoplastic. When applying on top of old thermoplastic, scrape off any thermoplastic that is loose and then ensure that no moisture is present. The old thermoplastic surface must not be chipping, and it must be clean. If the old thermoplastic is oxidized (powdery surface), grind or heat it and scrape the top surface so fresh material is exposed.
- Object:** Ensure that the surface to be inserted in the adhesive is dry, free of dirt or chemical release agents.
- Material:** SUPER BUNDY® PLUS shall be kept dry at all times – in storage, in transit, and on the project. Avoid extreme storage temperatures. Preferably, SUPER BUNDY® PLUS should be stored in a building that is between 35° F and 90° F. The packages should be stored flat and stacked a maximum of 25 packs high. Shelf life is 12 months.

SAFETY PRECAUTIONS:

Protective clothing should be worn during installation of SUPER BUNDY® PLUS. The protective clothing should consist of leather boots or work shoes, long pants (note: no synthetic fabrics should be worn), gloves, and either safety goggles or a face shield should be worn.

INSTRUCTIONS FOR APPLICATION ON ASPHALT AND CONCRETE:

1. SUPER BUNDY® PLUS is a two-piece system. Do not attempt to use a single piece only as this will result in inadequate bonding and potential failure.

2. Clean intended application area thoroughly. All loose particles, sand, dust, etc. must be removed. Utilized a power blower or compressed air if available, otherwise sweep thoroughly.
3. Ensure that no moisture is present prior to positioning the SUPER BUNDY® PLUS material on the pavement surface.
4. Preheat the pavement surface using a propane fueled torch.
5. Position the first piece of SUPER BUNDY® PLUS on the preheated pavement surface.
6. After positioning the SUPER BUNDY® PLUS material, begin heating the material by moving the flame from a propane fueled torch, slowly but steadily over the material. Move the torch in a sweeping motion over the material at a height of 4 to 8 inches so that heat is evenly applied and melt the material. Always position yourself with the wind at your back, if possible, so the wind moves the heat away from the applicator's feet. The SUPER BUNDY® PLUS material must be heated to its melting temperature to achieve a bond with the pavement. Continue to heat the adhesive pad until the well defined edges of the pad are no longer visible. A brownish film will typically form on the surface when the material has reached its molten stage.
7. Without delay, position the second piece of the SUPER BUNDY® PLUS on top of the molten piece. Remember to wear safety gloves.
8. Heat the second piece of the SUPER BUNDY® PLUS until it is completely molten. A brownish film will typically develop on the surface when the material is molten. Continue to heat the adhesive pad until the well defined edges of the pad are no longer visible. The adhesive pad must be completely molten before positioning the object to be affixed to the pavement surface. At this point the adhesive pad should appear as a "puddle" of molten adhesive.
9. Position the object on the SUPER BUNDY® PLUS immediately after the torch flame is moved away from the material. Make sure that there is at least ¼" of the SUPER BUNDY® PLUS material surrounding all sides of the object. When positioning the object on the SUPER BUNDY® PLUS make sure to put one side of the object down first and then the other in order to not trap in air.
10. Apply slight downward pressure on the object to ensure embedding and bonding, but make sure the object is not embedded so deeply that it rests on the pavement surface. It is important that there is a small cushion of SUPER BUNDY® PLUS material between the pavement and the object.
11. Curing is complete when the SUPER BUNDY® PLUS material has cooled down to a temperature where the object can no longer be moved. If needed, the curing time can be shortened by pouring cold water over the adhesive.

TERMS & CONDITIONS

Pacific Cascade Corp., d/b/a The Parking Zone, is herein referred to as the "Seller" and the customer or person or entity purchasing goods or services (hereinafter collectively referred to as "Goods") from Seller hereunder is referred to as the "Buyer". These Terms and Conditions, any price list or schedule, quotation, acknowledgment or invoice from Seller relevant to the sale of the Goods and all documents incorporated by specific reference therein, constitute the complete and exclusive statement of the terms of the agreement governing the sale of Goods by Seller to Buyer. Buyer's acceptance of the Goods will manifest Buyer's assent to these terms and conditions without variation or addition. Any different or additional terms in Buyer's purchase order to other Buyer documents are hereby objected to. Seller reserves the right in its sole discretion to refuse orders.

PRICES: The price at which this order is accepted is subject to adjustment to the Seller's price in effect at the time of shipment.

TAXES: Any current or future tax or governmental charge (or increase in same) affecting Seller's costs or production, sale or delivery or which Seller is otherwise required to pay or collect in connection with the sale, purchase, delivery, storage, processing, use or consumption of Goods (but excluding any tax on Seller's net income or profit) shall be for Buyer's account and shall be added to the price.

TERMS OF PAYMENT: Unless otherwise specified by Seller, terms are net thirty (30) days from the date of Seller's invoice in U.S. currency. Seller shall have the right, among other remedies, either to terminate this agreement or to suspend further performance under this and/or other agreements with the Buyer in the event Buyer fails to make any payment when due, which other agreements Buyer and Seller hereby amend accordingly, or Seller otherwise deems itself insecure. Buyer shall be liable for all expenses, including attorneys' fees, relating to the collection of past due amounts. If any payment owed to Seller is not paid when due, it shall bear interest at a rate to be determined by Seller, which shall not exceed the maximum rate permitted by law, from the date on which it is due until it is paid. Should Buyer's financial responsibility become unsatisfactory to Seller, cash payments or security satisfactory to Seller may be required by Seller for future deliveries and for the Goods theretofore delivered. If such cash payment or security is not provided, in addition to Seller's other rights and remedies, Seller may discontinue deliveries. Buyer hereby grants Seller a security interest in all Goods sold to Buyer by Seller, which security interest shall continue until such Goods are fully paid for in cash, and Buyer, upon Seller's demand, will execute and deliver to Seller such instruments as Seller requests to protect and perfect such security interest.

SHIPMENT AND DELIVERY: Unless otherwise expressly provided, shipments are made F.O.B. Seller's shipping point. Risk of loss or damage and responsibility shall pass from Seller to Buyer upon delivery to and receipt by common carrier. Any claims for shortages or damages suffered in transit are the responsibility of Buyer and shall be submitted by the Buyer directly to the carrier. Shortages or damages must be acknowledged and signed for at the time of delivery. While Seller will use all reasonable commercial efforts to maintain the delivery date(s) acknowledged or quoted by Seller, all shipping dates are approximate and not guaranteed. Seller reserves the right to make partial shipments. Seller, at its option, shall not be bound to tender delivery of any Goods for which Buyer has not provided shipping instructions. If the Shipment of the Goods is postponed or delayed by Buyer for any reason, Buyer agrees to reimburse Seller for any and all handling and storage costs and other additional expenses resulting therefrom. All claims for shipping errors, lost shipments or any other discrepancies must be made within ninety (90) days or they will be disallowed and deemed waived.

LIMITED WARRANTY: Subject to the limitations of Section 6, Seller warrants that the Goods purchased for resale hereunder will be free from defects in material and workmanship under normal use and regular service and maintenance for the period specified in the Seller's warranty applicable to Goods sold in effect on the date of shipment, a copy of which has been or will be furnished to Buyer upon request.

This warranty shall not apply to any goods which:

Have been repaired or altered outside Seller's factory by other than Seller in any manner so as, in Seller's judgment, to affect its serviceability or proper operation.

Have been subjected by persons other than Seller to improper handling, operation, maintenance, repair or alteration.

Have been subjected to misuse, negligence, improper installation or accident.

Are not tagged with a "Returned Goods Identification Tag" or a before returning such Goods to Seller.

Seller's obligation under this warranty, and the Buyer's exclusive remedy for the breach thereof, shall be limited to, at Seller's option, replacement of any alleged defective Goods or issuance of credit, excluding the cost of labor and any other expenses incurred in servicing the unit on which the Goods are installed. Seller requires the return of any alleged defective Goods, transportation prepaid, before honoring any claim. All returned Goods are subject to inspection, and if examination at the factory does not disclose any defect covered by this warranty, replacement of such goods or issuance of credit for same will not be approved.

THE FOREGOING CONSTITUTES SELLER'S SOLE WARRANTY RESPONSIBILITY AND BUYER'S EXCLUSIVE REMEDY WHETHER SOUNDING IN TORT, CONTRACT, STRICT LIABILITY OR OTHERWISE, EXCEPT AS OTHERWISE EXPRESSLY SET FORTH IN THIS AGREEMENT. THERE ARE NO OTHER WARRANTIES, EXPRESS OR IMPLIED, WHETHER OF MERCHANTABILITY, FITNESS FOR A PARTICULAR PURPOSE, OR OTHERWISE. SELLER SHALL NOT BE LIABLE FOR ANY SPECIAL, INDIRECT, INCIDENTAL OR CONSEQUENTIAL DAMAGES OF ANY CHARACTER IN CONNECTION WITH THE SALE, RESALE OR USE OF THE GOODS.

Products purchased by Seller from a third party for resale to Buyer ("Resale products") shall carry only the warranty extended by the original manufacturer.

This Section applies to any entity or person who may buy, acquire or use the Goods and the same shall be bound by the limitations herein, including Section 6. Buyer agrees to provide such subsequent transferee conspicuous, written notice of the provisions of Sections 5 and 6.

LIMITATION OF REMEDY AND LIABILITY: THE SOLE AND EXCLUSIVE REMEDY FOR BREACH OF ANY WARRANTY HEREUNDER (OTHER THAN THE WARRANTY PROVIDED UNDER SECTION 7) SHALL BE LIMITED TO REPAIR, CORRECTION, REPLACEMENT OR CREDIT UNDER SECTION 5.

SELLER SHALL NOT BE LIABLE FOR DAMAGES CAUSED BY DELAY IN PERFORMANCE, REGARDLESS OF THE FORM OF THE CLAIM OR CAUSE OF ACTION (WHETHER BASED IN CONTRACT, INFRINGEMENT, NEGLIGENCE, STRICT LIABILITY, OTHER TORT OR OTHERWISE), AND IN NO EVENT SHALL SELLER'S LIABILITY TO BUYER AND/OR ITS CUSTOMERS EXCEED THE PRICE PAID BY BUYER FOR THE SPECIFIC GOODS PROVIDED BY SELLER GIVING RISE TO THE CLAIM OR CAUSE OF ACTION, AND BUYER SHALL INDEMNIFY SELLER FOR ANY DAMAGES IN EXCESS THEREOF. BUYER AGREES THAT IN NO EVENT SHALL SELLER'S LIABILITY TO BUYER AND/OR ITS CUSTOMERS EXTEND TO INCLUDE INCIDENTAL, CONSEQUENTIAL OR PUNITIVE DAMAGES, WHICH ARE WAIVED BY BUYER AND AS TO WHICH BUYER SHALL INDEMNIFY SELLER. The term "consequential damages" shall include, but not be limited to, loss of anticipated profits, business interruption, loss of use of revenue, cost of capital or loss or damage to property or equipment, or loss of reputation.

Further, Buyer shall indemnify and hold Seller harmless from any liability to Buyer, Buyer's employees, workers, contractors or any other persons arising out of Buyer's, or any other persons', use of the Goods. It is further expected that all instruction and warnings supplied by Seller will be passed on to those persons who use the Goods. Seller's Goods are to be used in their recommended applications and all warning labels adhered to the Goods by Seller are to be left intact.

It is expressly understood that any technical advice furnished by Seller with respect to the use of the Goods is given without charge, and Seller assumes no obligation or liability for the advice given, or results obtained, all such advice being given and accepted at Buyer's risk.

PATENTS AND COPYRIGHTS: Subject to the limitations of the second paragraph of Section 6, Seller warrants that the Goods sold, except those goods made pursuant to Buyer's drawings or specifications or otherwise at Buyer's direction ("Custom Goods"), do not infringe any valid U.S. patent or copyright, as the case may be, in existence as of the date of shipment. This warranty is given upon the condition that Buyer promptly notify Seller of any claim or suit involving Buyer in which such infringement is alleged, and that Buyer cooperate fully with Seller and permit Seller to control completely the defense, settlement or compromise of any such allegation of infringement. Seller's warranty only applies to infringements arising solely out of the inherent operation, according to Seller's specifications and instructions, of such goods or of any combination of Goods acquired by Seller in a system designed by Seller. In the event such Goods are found to infringe such a U.S. patent or copyright in such suit, and the use of such Goods is en-

joined, or in the case of a compromise or settlement by Seller, Seller shall have the right, at its option and expense, to procure for Buyer the right to continue using such Goods, or replace them with non-infringing Goods, or modify same to become and non-infringing, or grant Buyer a credit for the depreciated value of such Goods upon their return. In the event of the foregoing, Seller may also, at its option, cancel the agreement as to future deliveries of such Goods, without liability.

EXCUSE OF PERFORMANCE (FORCE MAJEURE): Seller shall not be liable for delays in performance or for non-performance due to acts of God; acts of Buyer; war, fire, flood, weather, sabotage, strikes, labor disputes, civil disturbances or riots, governmental requests, restrictions, allocations, laws, regulations, orders or actions, unavailability of or delays in transportation; default of suppliers, or unforeseen circumstances or events beyond Seller's reasonable control. Deliveries or other performance may be suspended for an appropriate period of time or cancelled by Seller upon notice to Buyer in the event of any of the foregoing, but the balance of the agreement shall otherwise remain unaffected.

If Seller determines that its ability to supply the total demand for the Goods, or to obtain material used directly or indirectly in the manufacture of the Goods, is hindered, limited or made impracticable due to causes set forth herein, Seller may allocate its available supply of the Goods or such material (without obligation to acquire other supplies of any such Goods or material) among itself and its purchasers on such basis as Seller determines to be equitable without liability for any failure of performance which may result therefrom.

CANCELLATION: Buyers may cancel orders only upon reasonable advance written notice and upon payment to Seller of Seller's cancellation charges which include, among other things, all costs and expenses incurred to cover commitments made by the Seller and a reasonable profit. Seller's determination of such termination charges shall be conclusive.

CHANGES: Buyer may request changes or additions to the Goods consistent with Seller's specifications and criteria. In the event such changes or additions are accepted by Seller, Seller may revise the price(s), license fee(s) and date(s) of delivery.

Seller reserves the right to change designs and specifications for Goods without prior notice to Buyer. Seller shall have no obligation to install or make such change in any Goods manufactured prior to the date of such change.

ASSIGNMENT: Buyer shall not assign its rights or relegate its duties hereunder or any interest herein without the prior written consent of the Seller, and any such assignment, without such consent, shall be void.

INSTALLATION: Buyers shall be responsible for receiving, inspecting, testing, storing, installing, starting up and maintaining all Goods.

INSPECTION/TESTING: Buyer, at its expense, agrees that it will promptly inspect the Goods upon receipt thereof, and in no event later than thirty (30) days from the date of receipt of the Goods. Buyer shall deliver to Seller within fifteen (15) days of inspection, but in no event later than forty-five (45) days from the date of receipt of the Goods, written notice of any and all deficiencies, defects, variations from specifications or complaints of any kind with respect to the quantity, quality, condition, shipment, performance, price or appearance of the Goods so received by Buyer. In the event no such written notice is received by Seller, Buyer shall be deemed conclusively to have inspected and accepted all such Goods unconditionally and to have waived any and all rights and claims including without limitation any right to reject the Goods or to claim damages in respect thereof. Buyer may not return Goods without first advising Seller of the reasons therefor, obtaining from a Returned Goods Authorization Number and observing such instructions as Seller may give in authorizing such return. Buyer, at its option, may inspect and observe the testing by Seller of the Goods for compliance with Seller's standard test procedures prior to shipment, which inspection and testing shall be conducted at Seller's plant at such reasonable time as is specified by Seller. Any alleged rejection of the Goods at Seller's plant must be made promptly by Buyer before shipment. Tests shall be deemed to be satisfactorily completed and the test fully met when the Goods meet Seller's criteria for such procedures.

DRAWINGS: Any of Seller's prints and drawings (including without limitation, the underlying technology) furnished by Seller to Buyer in connection with this agreement are the property of Seller and Seller retains all rights, including without limitation, exclusive rights of use, licensing and sale of same. Possession of such prints or drawings does not convey to Buyer any rights therein or license thereto. Upon termination of this agreement, or at any time upon Seller's request, all such prints and drawings, and any copies or duplications of same, shall be immediately returned to Seller.

QUANTITY: Buyer agrees to accept quantities of plus or minus ten percent (10%) of the order on Goods, including parts. Any such additional items shall be priced at the price per item charged for the specific quantity ordered.

TOOLING: Tool, die and pattern charges, if any, are in addition to the price of the Goods and are due and payable upon completion of the tooling. All such tools, dies and patterns shall be and remain the property of Seller. Charges for tools, dies and patterns do not convey to Buyer, title, ownership interests in, or rights to possession or removal, or prevent their use by Seller for other purchasers, except as otherwise expressly provided by Seller and Buyer in writing with reference to this provision.

DOCUMENTATION: Seller shall provide Buyer with that data/documentation which is specifically identified in Seller's quotation. If additional copies of data/documentation are to be provided by Seller, it shall be provided to Buyer at Seller's applicable prices then in effect.

SERVICES: If this agreement requires Seller to perform or provide any services hereunder, Seller (including without limitation its successors, assigns, agents or any person or entity acting at Seller's direction) shall not be responsible for any damages, claims, liabilities or expenses of any nature arising out of such services.

CONFIDENTIALITY: Seller (including without limitation its successors, assigns, agents or any person or entity acting at Seller's direction) shall not be responsible for keeping confidential any specifications, drawings, designs, manufacturing data or other information of any nature provided by Buyer hereunder, and further, Seller shall not be liable for any damages, costs or expenses of any nature arising out of any dissemination of such documents or information.

U.S. EXPORT CONTROL REGULATIONS: All Goods sold to Buyer by Seller hereunder are subject to U.S. Export Control Laws. Buyer hereby agrees not to re-sell or divert any Goods contrary to such laws. For sales ultimately destined outside the United States, notwithstanding any provisions to the contrary in this or other documents related to this transaction, and regardless of how price was quoted, whether FOB, FAS, CIF or otherwise, legal title to the goods and risk of loss shall remain with Seller until the goods have passed beyond the territorial limits of the United States.

MISCELLANEOUS: These terms and conditions supersede all other communications, negotiations and prior oral or written statements regarding the subject matter of these terms and conditions. No change, modification, rescission, discharge, abandonment, or waiver of these terms and conditions shall be binding upon the Seller unless made in writing and signed on its behalf by its duly authorized representative. No conditions, usage or trade, course of dealing or performance, understanding or agreement purporting to modify, vary, explain, or supplement these terms and conditions shall be binding unless hereafter made in writing and signed by Seller. No modification shall be effected by the Seller's receipt or acceptance of Buyer's purchase orders, shipping instruction forms, or other documentation containing terms at variance with or in addition to those set forth herein, all of which are objected to by Seller. No waiver by Seller with respect to any breach or default of any right or remedy and no course of dealing, shall be deemed to constitute a continuing waiver of any other breach or default of any other right or remedy, unless such waiver be expressed in writing and signed by the Seller. All typographical or clerical errors made by Seller in any quotation, acknowledgment or publication are subject to correction.

The validity, performance, and all other matters relating to the interpretation and effect of this agreement shall be governed by the laws of the state of Washington without regard to its conflict of law principles. Buyer and Seller agree that the proper venue for all actions arising in connection herewith shall be only in Washington and the parties agree to submit to such jurisdiction. No action, regardless of form, arising out of transactions relating to this contract, may be brought by either party more than two (2) years after the cause of the action has occurred. Further, the United Nations Convention on the International Sales of Goods (1980) (as amended from time to time) shall not apply to this Purchase Order or any transactions relating thereto.

GOODS AND/OR SERVICES SOLD HEREUNDER ARE NOT FOR USE IN ANY NUCLEAR AND RELATED APPLICATIONS: Buyer accepts goods and/or services with the foregoing understanding, agrees to communicate the same in writing to any subsequent purchaser or users and to defend, indemnify and hold harmless Seller from any claims, losses, suits, judgments and damages, including incidental and consequential damages, arising from such use, whether the cause of action be based in tort, contract or otherwise, including allegations that the Seller's liability is based on negligence or strict liability.



**SUPERHEROES OF
PARKING**
Since 1987

Lyle Peters - U.S. Sales Director

1.800.292.7275 ext. 211

GorillaPost.com

14208 NW Third Court • Suite 200
Vancouver, WA 98685-5759



PARKING ZONE.com
HELPING YOU BE THE HERO